



CINCINNATI CRUISER



CANARYWOOD



SAPELE



PURPLE HEART




ANIGRE



BIRCH



PADAUK




IPE



MORADILLO



LACEWOOD



IROKO

WOOD SPECIES THAT CAN BE FOUND IN A CINCINNATI CRUISER




Components of a longboard



Bearings x8



Hardware (nuts and bolts) x16



Board x1



Riser Pads x2



Trucks x2

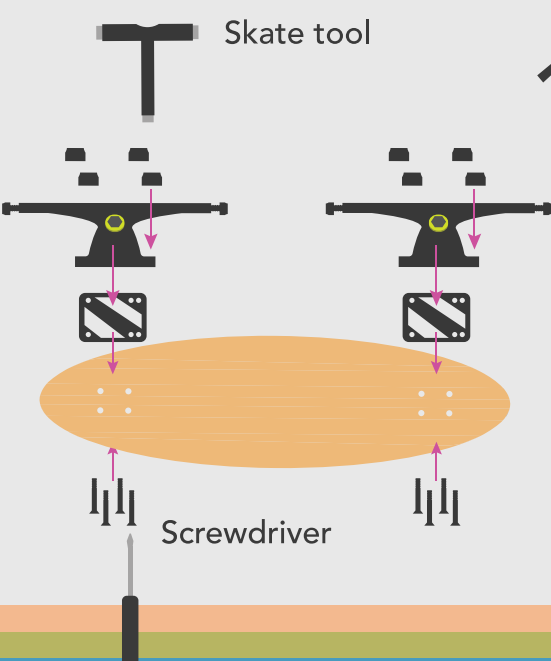


Wheels x4



Bushings x4

Setup Guide



1 Mounting the trucks

Place the bolts through the top of the board. The bolts go through the riser pads, and the trucks sit on top of the riser pads. Fasten the nuts to the bolts to secure the trucks and riser pads to the board.

2 Wheels and bearings

Place one bearing on the truck axle, and use the wheel to push the bearing into place. Flip the wheel and repeat with second bearing. Place the outside of the wheel in the correct direction, and fasten the wheel to the truck. (Bushings come pre-assembled with trucks)

